

Control® 42C

Professional Series – 2.5" Ultra-Compact In-Ceiling Satellite Loudspeaker



Key Features:

- Very broad 160° coverage pattern
- 60 mm (2.5 in) mid/high driver with butyl rubber surround
- 16-ohm driver, allows paralleling of multiple units on a low-Z amplifier
- Integrated backcan for easy “blind-mount” install
- Packaged with grille and C-ring support backing plate for easy installation



Description:

The Control 42C is an ultra-compact in-ceiling professional satellite loudspeaker designed for use with the Control 40CS/T subwoofer. When combined with the Control 40CS/T, the Control 42C offers an extremely natural sounding and powerful subwoofer-satellite system that is perfect for applications requiring wide bandwidth and superior sonic performance with minimal visual impact.

The integrated backcan on the Control 42C combined with the C-ring support backing plate allows for a quick and easy installation of the unit. The system's 60 mm (2.5 in) mid/high driver features a polypropylene cone and pure butyl rubber surround for long life. The copper-clad aluminum voice coil wound on a vented aluminum former offers low distortion.

The 16-ohm impedance allows paralleling up to 4 speakers on a 4-ohm capable amplifier.

The Control 42C must be operated with either an active high-pass filter or a passive crossover, such as the one built into the Control 40CS/T subwoofer, to protect it against damage from low frequencies.

Because of the very light weight of Control 42C, tile rails may not be required for many in-ceiling applications. They are not packaged with this model, however MTC-RAIL tile rail sets are available separately.

Housed in a compact package, the lightweight Control 42C features an elegant, unobtrusive design and is ideal for both small and large projects alike.

Specifications:

System	
Frequency Range (-10 dB) ¹	140 Hz – 20 kHz
Frequency Response (± 3 dB) ¹	180 Hz – 17 kHz
Power Capacity ²	30W Continuous Program Power 15W Continuous Pink Noise
Nominal Sensitivity (2.83V/1m) ¹	82 dB
Nominal Coverage Angle ³	160° conical coverage
Directivity Factor (Q) ³	6.6
Directivity Index (DI) ³	6.8 dB
Rated Maximum SPL	94 dB @ 1 m (3.3 ft) average, 100 dB peak
Rated Impedance	16 ohms
Transducer	
Driver	60 mm (2.5 in) with polypropylene cone, butyl rubber surround, copper-clad coil, vented aluminum former
Enclosure	
Input Connectors	Two removable locking 2-pin connectors with screw-down terminals; max wire size 12 AWG (2.5 mm)
Knockouts	Two (top and side)
Safety Agency	Suitable for use in air handling spaces per UL1480, UL2043, NFPA90 & NFPA 70; S7232/UL listed, signaling speaker; transformer UL registered per UL1876, in accordance with IEC60849/EN60849

Dimensions	127 mm diameter x 94 mm depth (5.0 in x 4.2 in) from back of baffle
Cutout Size	104 mm diameter (4.1 in)
Ceiling Thickness Range	Accommodates tiles/drywall up to 27 mm (1.1 inches) thick
Weight	0.7 kg (1.6 lb)
Included Accessories	» C-ring support backing plate » Knockout strain relief » Cutout template » Paint shield » Grille
Optional Accessories	» MTC-RAIL tile rails » MTC-42NC new construction bracket » MTC-42MR mud-ring construction bracket

¹ Half-space (flush mounted in ceiling)

² Continuous Pink Noise rating is IEC-shaped pink noise with a 6 dB crest factor for 100 hours continuously. Continuous Program power is a conservative expression of the system's ability to handle normal speech and music program material, and is defined as 3 dB above the Continuous Pink Noise Rating.

³ Half-space (in ceiling) average 1 kHz to 16 kHz

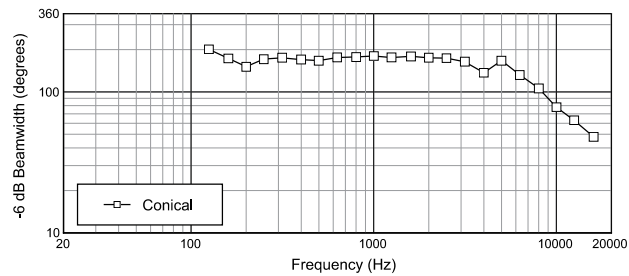
JBL continually engages in research related to product improvement. Changes introduced into existing products without notice are an expression of that philosophy.

Control® 42C

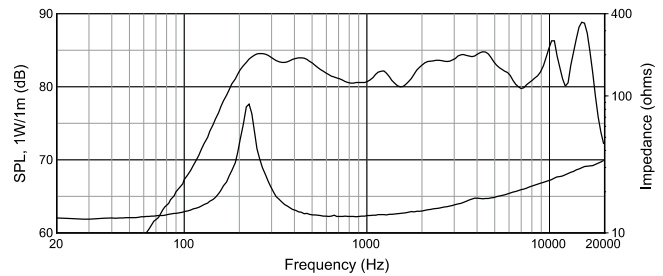
Professional Series – 2.5" Ultra-Compact In-Ceiling Satellite Loudspeaker



Beamwidth:

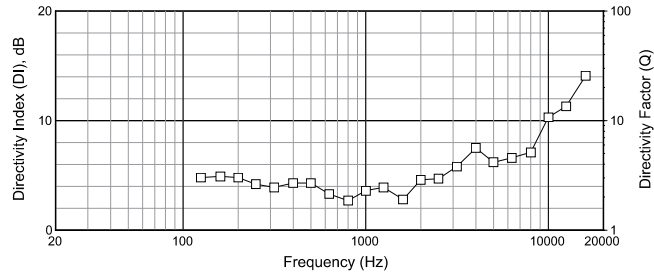


Frequency Response:

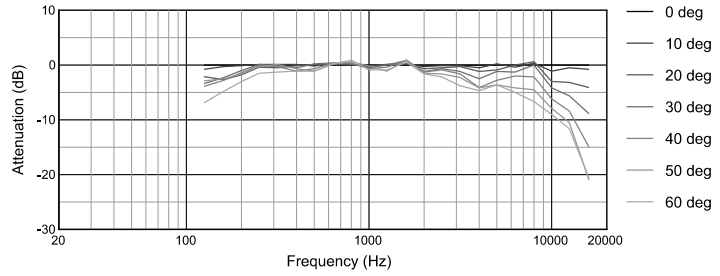


Half-space (2pi, mounted in ceiling)

Directivity Index:



Off-Axis Frequency Response:



Mounting Dimensions:

Dimensions in mm (inches)

