

Control® 40CS/T

Professional Series – 8” In-Ceiling Subwoofer with Crossover



Key Features:

- High impact, direct radiating subwoofer with built-in passive crossover for two or four Control 42C satellite speakers
- 200 mm (8 in) woofer with butyl rubber surround with long excursion
- 8 ohm and 70V/100V operation
- Integrated backcan for easy “blind-mount” install
- Packaged with grille and tile rails for easy installation



Included grille not shown

Description:

Control 40CS/T is a direct radiating, high impact, 8” subwoofer designed to produce powerful bass performance in an in-ceiling loudspeaker. Featuring high power handling and low distortion, the Control 40CS/T subwoofer is perfect for in-ceiling sound systems requiring higher fidelity and low end extension.

The Control 40CS/T also features a built-in passive crossover network enabling the Control 40CS/T to be used as part of a subwoofer-satellite system. When combined with the Control 42C, the Control 40CS/T offers an extremely natural sounding and powerful subwoofer-satellite system that is perfect for applications requiring wide bandwidth and superior sonic performance.

Featuring a large backcan along with a high-powered driver, the Control 40CS/T provides extended bass response for a warm full-bodied tone. The system’s 200 mm (8 in) woofer features a polypropylene cone and pure butyl rubber surround for long life. The copper-clad aluminum voice coil wound on a vented aluminum former provides low distortion and high sensitivity.

Ideal for small and large projects alike, the Control 40CS/T is switchable for use as either an 8 ohm low-impedance speaker, or as part of a 70V/100V distributed loudspeaker system.

Specifications:

System	
Frequency Range (-10 dB) ¹	32 Hz – 300 Hz
Frequency Response (± 3 dB) ¹	50 Hz – 180 Hz
Power Capacity ²	200 Watts Continuous Program Power 100 Watts Continuous Pink Noise
Nominal Sensitivity (2.83V/1m) ¹	95 dB (near corner), 89 dB (center of ceiling)
Rated Maximum SPL	109 dB @ 1 m (3.3 ft) average, 115 dB peak (center of ceiling) 115 dB @ 1 m (3.3 ft) average, 121 dB peak (near corner)
Rated Impedance	8 ohms (in bypass mode)
Transformer Taps	80 W, 40 W, 20 W, (& 10 W @ 70V)
Transducer	
Driver	200 mm (8 in) with polypropylene cone, butyl rubber surround, copper-clad coil, vented aluminum former
Enclosure:	
Input Connectors	Six removeable locking 2-pin connectors with screw-down terminals; max wire 12 AWG (2.5 mm)
Knockouts	Two (top and side)
Safety Agency	Suitable for use in air handling spaces per UL1480, UL2043, NFPA90 & NFPA 70; S7232/UL listed, signaling speaker; transformer UL registered per UL1876, in accordance with IEC60849/EN60849

Dimensions	332 mm diameter x 338 mm depth from back of baffle (13.1 in x 13.3 in)
Cutout Size	307 mm Diameter (12.1 in)
Ceiling Thickness Range	Accommodates tiles/drywall up to 70 mm (2.75 inches) thick
Weight	8.1 kg (17.9 lbs)
Included Accessories	» C-ring support backing plate » 2 tile support rails (fits both 2 x 4 ft or 600 x 1200 mm tiles) » Knockout strain relief » Cutout template » Paint shield » Grille
Optional Accessories:	» MTC-19NC new construction bracket » MTC-19MR mud-ring construction bracket

¹ Half-space (flush mounted in ceiling)

² Continuous Pink Noise rating is IEC-shaped pink noise with a 6 dB crest factor for 100 hours continuously. Continuous Program power is a conservative expression of the system’s ability to handle normal speech and music program material, and is defined as 3 dB above the Continuous Pink Noise Rating.

³ Half-space (in ceiling) average 1 kHz to 16 kHz

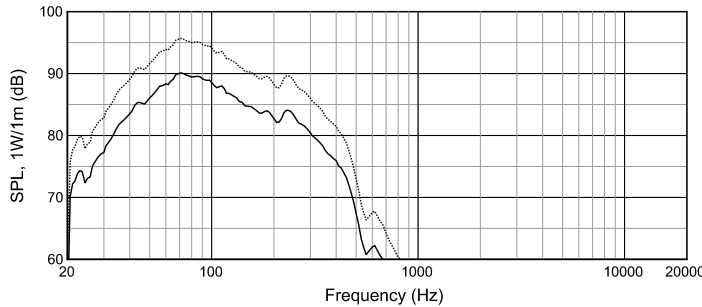
JBL continually engages in research related to product improvement. Changes introduced into existing products without notice are an expression of that philosophy.

Control® 40CS/T

Professional Series – 8" In-Ceiling Subwoofer with Crossover

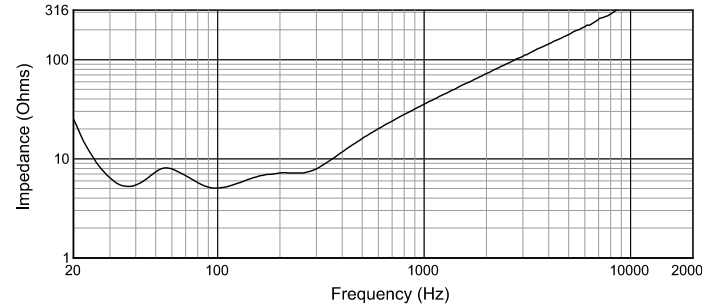


Frequency Response:



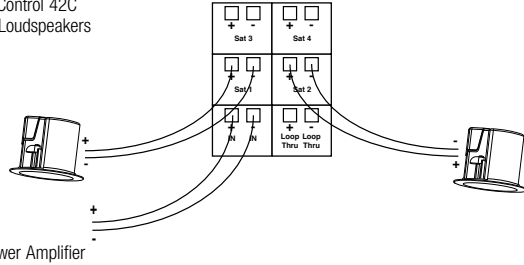
Half-space (2 π , mounted in ceiling),
eighth-space ($\pi/2$, mounted near corner)

Impedance:

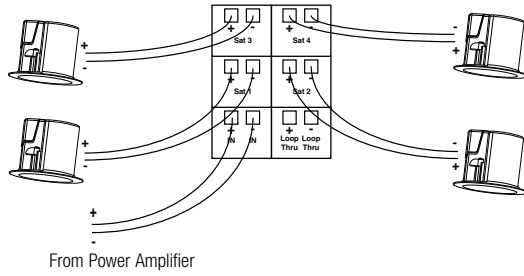


Subwoofer-Satellite Input/Output Termination

Using 2 Control 42C Satellite Loudspeakers



Using Four Control 42C Satellite Loudspeakers



Mounting Dimensions:

Dimensions in mm (inches)

